

- CASE AND CARTON PACKING
- INSPECTING AND DETECTING
- CASE AND TRAY FORMING
- FORMING, FILLING AND SEALING
- BAG AND POUCH FORMING
- SKIN AND BLISTER PACKING
- CONVEYING
- LABELING AND CODING
- SHRINK FILM AND WRAPPING
- PALLETIZING
- CONVERTING
- FILLING
- PRINTING

PACKAGING MACHINE GEARING SOLUTIONS

GEAR REDUCER SOLUTIONS FOR THE  
**PACKAGING**  
INDUSTRY


THE CONE DRIVE  
DOUBLE-ENVELOPING  
DIFFERENCE

➤ **MORE TEETH. MORE TORQUE. MORE TECH.** Cone Drive's double-enveloping design does demanding packaging machinery applications better. With double-enveloping gearing, the worm "wraps around" the gear, putting up to eight times more teeth in contact than conventional worm gearing. That means the total torque load is distributed among more teeth, increasing durability, precision and efficiency. More output. Less downtime. That's a wrap!

The double-enveloping difference:

- Superior durability and longer lifetime
- High precision and accuracy
- Highest torque and shock load capacity
- More torque in a smaller package
- Up to absolute zero backlash

➤ For more information on the products and solutions that are *Engineered to Keep you Moving*, contact your Cone Drive representative or visit [www.conedrive.com](http://www.conedrive.com).



# DRIVING THE PACKAGING INDUSTRY



Cone Drive Gearing Solutions is at the cutting edge of motion control for the packaging industry. Our vast applications experience, custom design engineering and capable line of precise and durable double-enveloping gearing products makes us your perfect packaging partner.



## MORE APPLICATIONS. MORE ACCURACY. MORE ADVANTAGES.

**CARTON AND CASE PACKING** Fast, reliable throughput is the key in cartoning and case packing machinery. Cone Drive delivers with gearing solutions that combine speeds of up to 6,000 rpms and precision up to absolute zero backlash.


**WRAPPING** Wrapping machines require precision and reliability to minimize downtime and maximize output. The double-enveloping design allows us to deliver low to absolute zero backlash—precision that is perfect for applications where accurate motion control is crucial.

**PALLETIZING** For palletizing machines, where strength and durability is crucial, our double-enveloping design offers up to 300% shock loading capacity.

**FILLING, SEALING AND CAPPING** For filling, sealing and capping applications requiring speed, accuracy and reliability, Cone Drive delivers a comprehensive line of precision servo products like the Series E and Series P.

## MORE SERVICE. MORE SUPPORT. MORE SMARTS.

**WE DELIVER MORE THAN PRECISION GEARING SOLUTIONS.** Our bright minds bring decades of design experience for custom engineered applications. Our advanced facilities are equipped to deliver on-demand. And our product is backed by a global service and support team. From OEMs to custom projects — consider Cone Drive to make your packaging machinery procurement process faster and more efficient.



### PACKAGING PRODUCTS

 **MODEL RG**  
RIGHT ANGLE SERVO GEARHEAD


 **SERIES E**  
PRECISION PLANETARY GEARHEAD

 **SERIES W**  
RIGHT ANGLE SERVO GEARHEAD

 **SERIES P**  
PRECISION PLANETARY GEARHEAD

 **SERIES S**  
RIGHT ANGLE SERVO GEARHEAD

 **MODEL HP**  
SERVO DRIVEN

 **SERIES B**  
RIGHT ANGLE WORM GEARHEAD